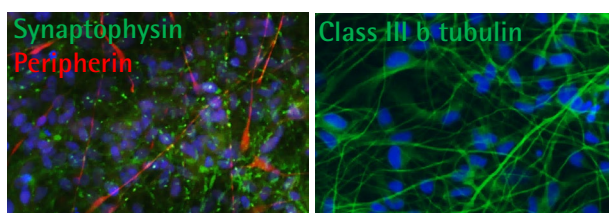
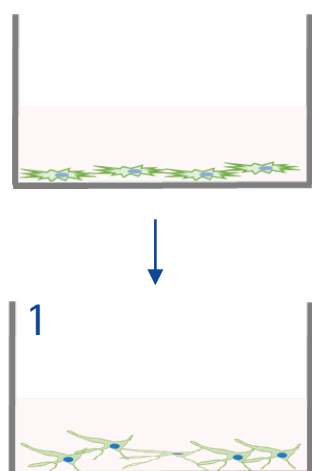
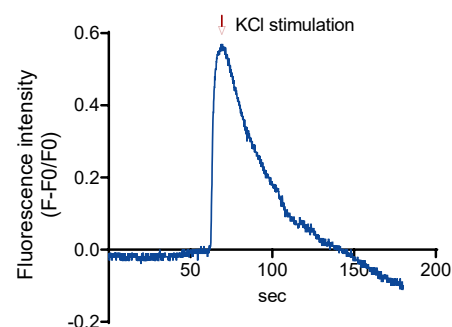


A pre-clinical assay for testing the effects of compounds/drugs on innervated skin *ex vivo*

1. Differentiation of human iPSC derived neural stem cells *in vitro*

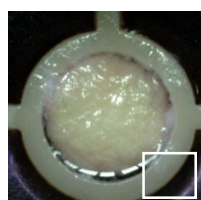
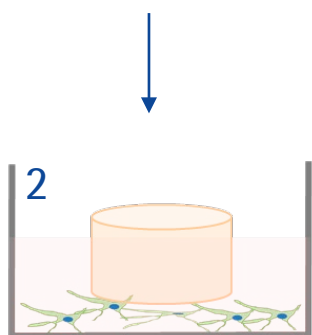


Human iPSC derived neural stem cells start to express **class III β -tubulin** which is associated with neuronal maturation (Sainath and Gallo, Cell Tissue Res 2015), **peripherin** which is a peripheral nervous system neuronal marker (Yuan et al., J Neurosci. 2012), and **synaptophysin** which is a marker of mature neurons (Kwon et al., Neuron. 2011)

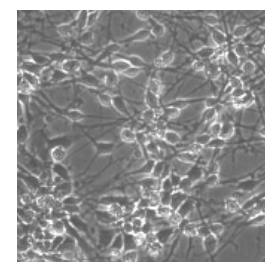
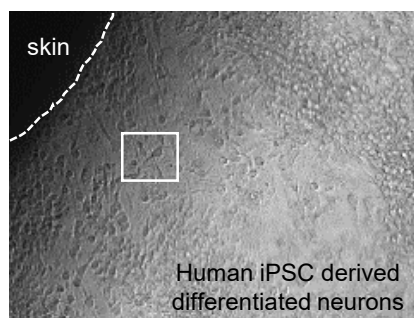


Differentiated human iPSC derived neural stem cells are functional. They release calcium in response to a depolarizing potassium chloride (KCl) stimulus. (response of $n = 1$ neuron is shown)

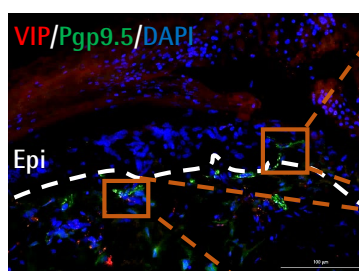
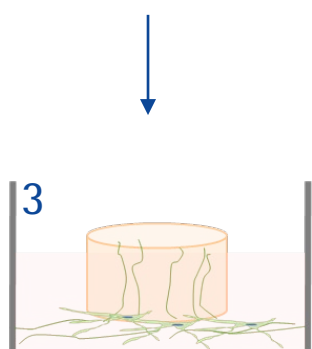
2. Initiation co-culture of human skin with human differentiated iPSC derived neural stem cells *ex vivo*



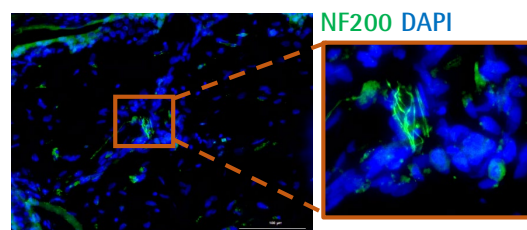
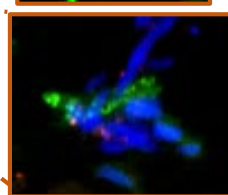
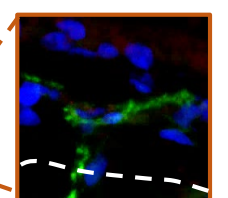
Topical application possible



3. Model ready to use: Human skin punch is fully re-innervated



nerve fibers expressing the pan neuronal marker **PGP9.5** and the sensory neuronal marker **VIP** are reaching into the epidermis



Myelinated nerve fibers expressing the neurofilament marker **NF200** in the dermis

This novel assay can be utilized for dissecting and manipulating the bi-directional communication between defined skin and hair follicle cell populations and (sensory) human nerve fibers under stringently controlled *ex vivo* conditions, or for testing cosmeceuticals or drugs that target the cross-talk between human skin and hair follicles and cutaneous nerve fibers.

Relevant for e.g. sensitive skin, itch, atopic dermatitis, psoriasis

Keren et al., *Sci Adv.* 2022; Cheret et al., *JID* 2022

Contact us for a customized study:

CEO:
Dr. Marta Bertolini (PhD)
CSO:
Dr. Janin Edelkamp (PhD)

m.bertolini@monasteriumlab.com
j.edelkamp@monasteriumlab.com
+ 49 (0)251 93263-080

For more details see also our webpage:
www.monasteriumlab.com

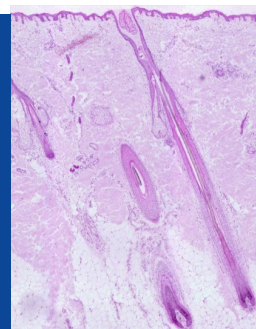


MONASTERIUM
LABORATORY

A Q I M A Life Sciences Company

All about
skin and hair
bioscience!

State-of-the-art technology and expertise
for all your pre-clinical, mechanistic, and
clinical needs in dermatology research.



- Pre-clinical Research
- Clinical Research
- Education



"We combine
our unique expertise,
our project design creativity,
and our passion to advance
our clients' success in
delivering novel and game-
changing skin and hair
research solutions"

President:
Prof. Dr. Ralf Paus

Your one-stop
source for all *in vitro*,
ex vivo and
in vivo testing
and more.

Reasons why you should choose Monasterium Laboratory:

- Cutting edge methodologies and techniques
- Tailor-made & customized assays for all needs
- A focus on novel targets and therapeutics for skin & hair disorders: identify-characterize-validate
- Delivering mechanistic action stories, biomarkers & predictors of response
- Claims support for cosmetic ingredients in skin or hair follicle models
- Clinical trials carried out with strategic partners for healthy skin and hair benefits
- Comprehensive project reports & manuscript drafting and submission

Monasterium Laboratory

Skin & Hair Research Solutions GmbH
Mendelstr. 17, 48149 Münster, Germany

www.monasteriumlab.com

For enquiries, please contact:

CEO:
Dr. Marta Bertolini (PhD)
m.bertolini@monasteriumlab.com
+ 49 (0)251 93263-080