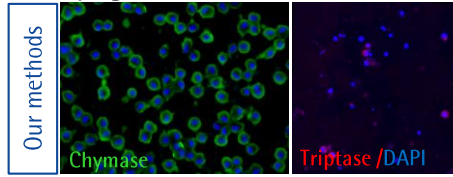


Investigating the effect of mast cell stabilizers *in vitro* and *ex vivo*

Mast cells are important regulators of epidermal barrier function and skin homeostasis as well as known key players in type I allergic reactions. Here, their activation results in histamine release causing dermatological symptoms including hives, itching or atopic eczema (Voss et al., Int J Mol Sci. 2021). Notably, the vast majority of topical skin care products still contains ingredients causing irritations in sensitive skin due to enhanced mast cell activity. Therefore, the major challenge for the development of topical cosmeceuticals is to balance physiologically relevant mast cell function and their pathological over activation.

Claim substantiation:
anti-irritant
anti-inflammatory
anti-redness
anti-aging

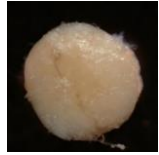
In vitro culture of hematopoietic blood progenitors-derived human mast cells



Amputated hair follicle organ culture

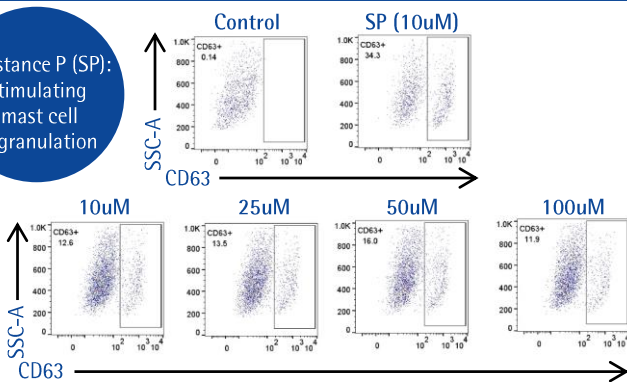


Skin organ culture

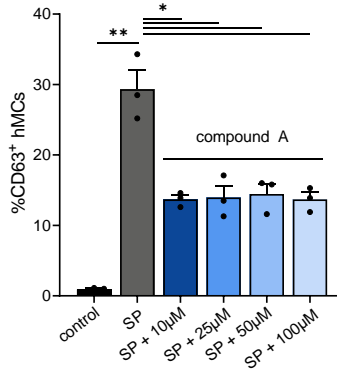


Compound A inhibits substance P-induced mast cell degranulation *in vitro*

Substance P (SP):
Stimulating mast cell degranulation



Representative plots of FACS analysis; CD63: marker of mast cell activation; SP = Substance P.



Mean±SEM. *P<0.05, **P<0.01; CD63: marker of mast cell activation; SP = Substance P.

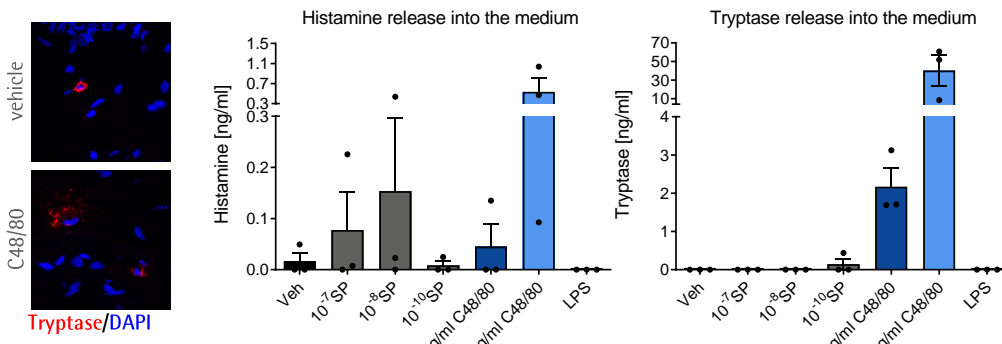
Read-outs:

degranulation, cytokine secretion, proteases release, leukotrienes and prostaglandins secretion, mast cell viability, mast cell chemotaxis, co-culture systems, modulation of membrane receptor expression; compound interference with mast cell degranulation & activation (induced by SP, C48/80, LPS, IFN γ ,...

Selected publications:

Lu et al., Exp Dermatol 2007; Gherardini et al., Int J Cosm Sci 2019; Langan et al., Exp Dermatol 2015

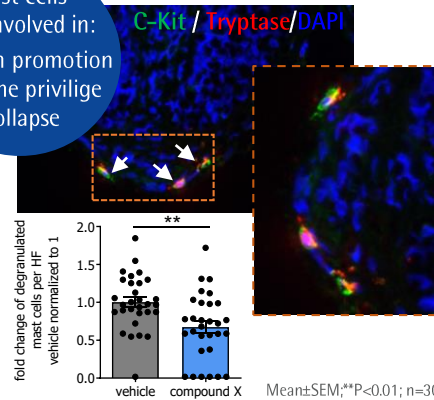
NEW: Release of mast cell mediators into the medium during organ culture (fast screening of compounds)



Mast cell activation/ degranulation: Substance P (SP), complement Compound 48/80 (C48/80), lipopolysaccharide (LPS; cytokine release only)

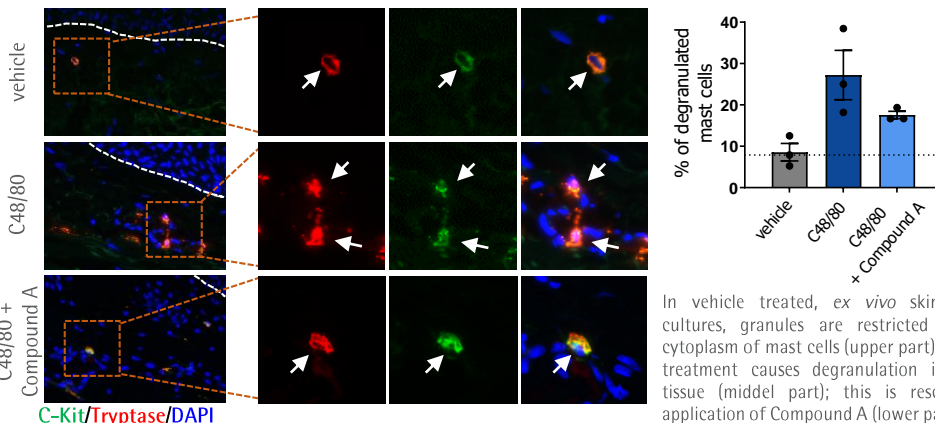
Similar read-out parameters available for *ex vivo* human hair follicle organ cultures

mast cells are involved in:
-catagen promotion
-immune privilege collapse



Mean±SEM; **P<0.01; n=30

Compound A prevents mast cells from C48/80 induced degranulation in human skin organ cultures *ex vivo*



Mean±SEM. n=3 technical replicates from one healthy donor with 4 sections from each,

In vehicle treated, *ex vivo* skin organ cultures, granules are restricted to the cytoplasm of mast cells (upper part); C48/80 treatment causes degranulation into the tissue (middle part); this is rescued by application of Compound A (lower part).

Contact us for a customized study:

Acting CEO:
Dr. Marta Bertolini (PhD)
CSO:
Dr. Janin Edelkamp (PhD)

m.bertolini@monasteriumlab.com
j.edelkamp@monasteriumlab.com
+ 49 (0)251 93263-080

For more details see also our webpage:
www.monasteriumlab.com

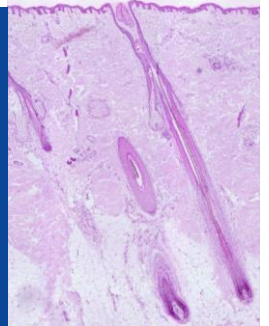


**MONASTERIUM
LABORATORY**

A Q I M A Life Sciences Company



State-of-the-art technology and expertise for all your pre-clinical, mechanistic, and clinical needs in dermatology research.



- ▶ Pre-clinical Research
- ▶ Clinical Research
- ▶ Education



"We combine our unique expertise, our project design creativity, and our passion to advance our clients' success in delivering novel and game-changing skin and hair research solutions"

Founder & CEO:
Prof. Dr. Ralf Paus

Your one-stop source for all *in vitro*, *ex vivo* and *in vivo* testing and more.

Reasons why you should choose Monasterium Laboratory:

- Cutting edge methodologies and techniques
- Tailor-made & customized assays for all needs
- A focus on novel targets and therapeutics for skin & hair disorders: identify-characterize-validate
- Delivering mechanistic action stories, biomarkers & predictors of response
- Claims support for cosmetic ingredients in skin or hair follicle models
- Clinical trials carried out with strategic partners for healthy skin and hair benefits
- Comprehensive project reports & manuscript drafting and submission

Monasterium Laboratory

Skin & Hair Research Solutions GmbH
Mendelstr. 17, 48149 Münster, Germany

www.monasteriumlab.com

For enquiries, please contact:

Acting CEO:

Dr. Marta Bertolini (PhD)

m.bertolini@monasteriumlab.com

+ 49 (0)251 93263-080