

Investigating changes in the human scalp hair follicle microbiome ex vivo

Claim substantiation:

- Healthy skin with a balanced microbiome
- anti-dandruff
- anti-acne

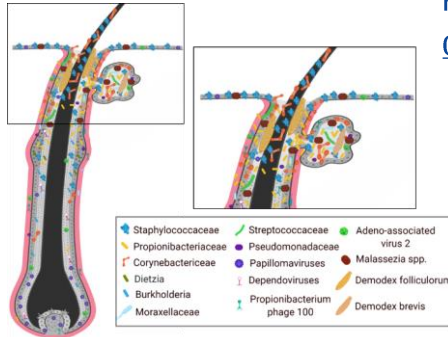
The human hair follicle is colonized by **unique and complex microbiota** and serves as a **microbial habitat**, providing a maximal surface area for microbe-host interactions regulating scalp health. Hair follicle microbiome dysbiosis is involved in hair follicle disorders, such as acne vulgaris, alopecia areata, androgenic alopecia, dandruff. Therefore, targeting the hair follicle microbiome leads to the development of **novel cosmetic strategy to manage hair disorders and maintaining scalp health.**

Our models:

Amputated microdissected hair follicle



Full-length microdissected hair follicle



We can also investigate human skin microbiome ex vivo!

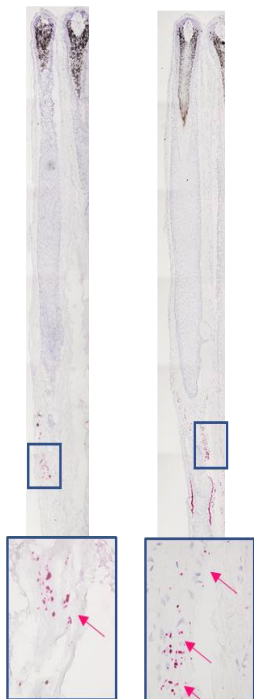
We have access to affected skin samples:
Alopecia Areata,
Androgenetic Alopecia,
Acne Inversa,...

Case study: Compound X restores a healthy microbiome in the hair follicle

1. Compound X stimulates the production of DCD in the hair follicle

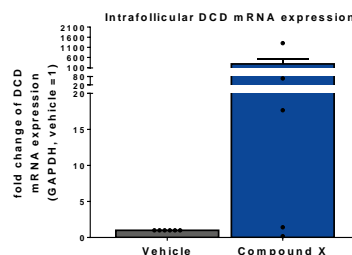
Healthy HF's manage and efficiently control their microbiome by production of **antimicrobial peptides (AMPs)** with different microbial specificities, and which are inducible by bacterial products/metabolites. We analyze how manipulation of the microbiome changes AMP expression and how treatment with selected compounds may help in boosting certain antimicrobial peptides.

Vehicle Compound X

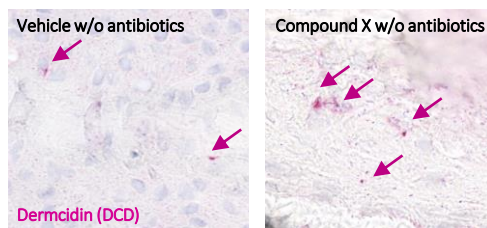


Dermcidin (DCD)

Representative images from n=6 healthy donors, qualitative observation by *in situ* hybridization using a DCD specific probe



Data from n=5-6 healthy donors, analysis 6h after treatment, mean±SEM.



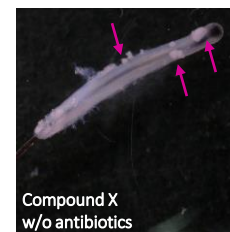
Representative images of DCD positive cells (immunostaining) in the HF epithelium.

Additional Read-Out Parameters:

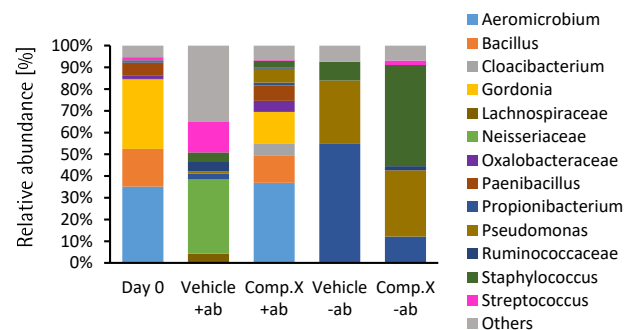
In vitro: agar diffusion assay; MIC determination; 96 well liquid cultures and determination of viability
Ex vivo: shotgun sequencing; alpha diversity and taxonomic evaluations; Pas/Lightgreen staining to quantify fungal colonies; *in situ* hybridization of bacteria strains; analysis of inflammatory markers, antimicrobial peptides, pigmentation, etc.

2. Compound X prevents hair follicle contamination by bacteria and fungi

We analyze how **treatment with cosmetic compounds changes the hair follicle microbiome** and whether this treatment could be a suitable adjunct therapy in hair disorders characterized by dysbiosis, in order to have a more equilibrated microbiome.



Representative images of full length hair follicle treated with vehicle or compound X in absence of antibiotics.



16S RNA sequencing of full-length hair follicles from one donor.

Contact us for a customized study:

Acting CEO:
Dr. Marta Bertolini (PhD)
CSO: Dr. Janin Edelkamp (PhD)

m.bertolini@monasteriumlab.com
j.edelkamp@monasteriumlab.com
+ 49 (0)251 93263-080

www.monasteriumlab.com



MONASTERIUM LABORATORY

A **QIMA** Life Sciences Company

*All about
skin and hair
bioscience!*

State-of-the-art technology and expertise
for all your pre-clinical, mechanistic, and
clinical needs in dermatology research.

- Pre-clinical Research
- Clinical Research
- Education



"We combine
our unique expertise,
our project design creativity,
and our passion to advance
our clients' success in
delivering novel and game-
changing skin and hair
research solutions"

Founder & CEO:
Prof. Dr. Ralf Paus

Your one-stop
source for all *in vitro*,
ex vivo and
in vivo testing
and more.

Reasons why you should choose
Monasterium Laboratory:

- Cutting edge methodologies and techniques
- Tailor-made & customized assays for all needs
- A focus on novel targets and therapeutics for skin & hair disorders: identify-characterize-validate
- Delivering mechanistic action stories, biomarkers & predictors of response
- Claims support for cosmetic ingredients in skin or hair follicle models
- Clinical trials carried out with strategic partners for healthy skin and hair benefits
- Comprehensive project reports & manuscript drafting and submission

Monasterium Laboratory

Skin & Hair Research Solutions GmbH
Mendelstr. 17, 48149 Münster, Germany

www.monasteriumlab.com

For enquiries, please contact:

Acting CEO:

Dr. Marta Bertolini (PhD)

m.bertolini@monasteriumlab.com

+ 49 (0)251 93263-080